

SPHub Web Part Features

Contents

Overview	3
Product Purpose	3
Supported Environment	3
User Interface	3
Web Part Settings	5
Search Configuration	5
Search By	5
Search Cross Site Collection	5
Select Content Type	5
Include Tagged Folders	5
Debug	5
Layout	6
Custom CSS Absolute URL	6
Show Empty Categories	6
Group By	6
Expandable Level	7
Select Item Display Template	7
Documents	7
Ignore Document's Title	7
Force Download Files	7
Show Views Count	7
Product Editions	8

Overview

This document describes main features and functionality of Sharepointalist SPHub web part.

Product Purpose

SPHub is a tool that allows to aggregate and group data from multiple repositories in SharePoint and present them in structured and neat way.

Supported Environment

SPHub web part works with **SharePoint Online** and can be added to either Modern or Classic SharePoint pages.

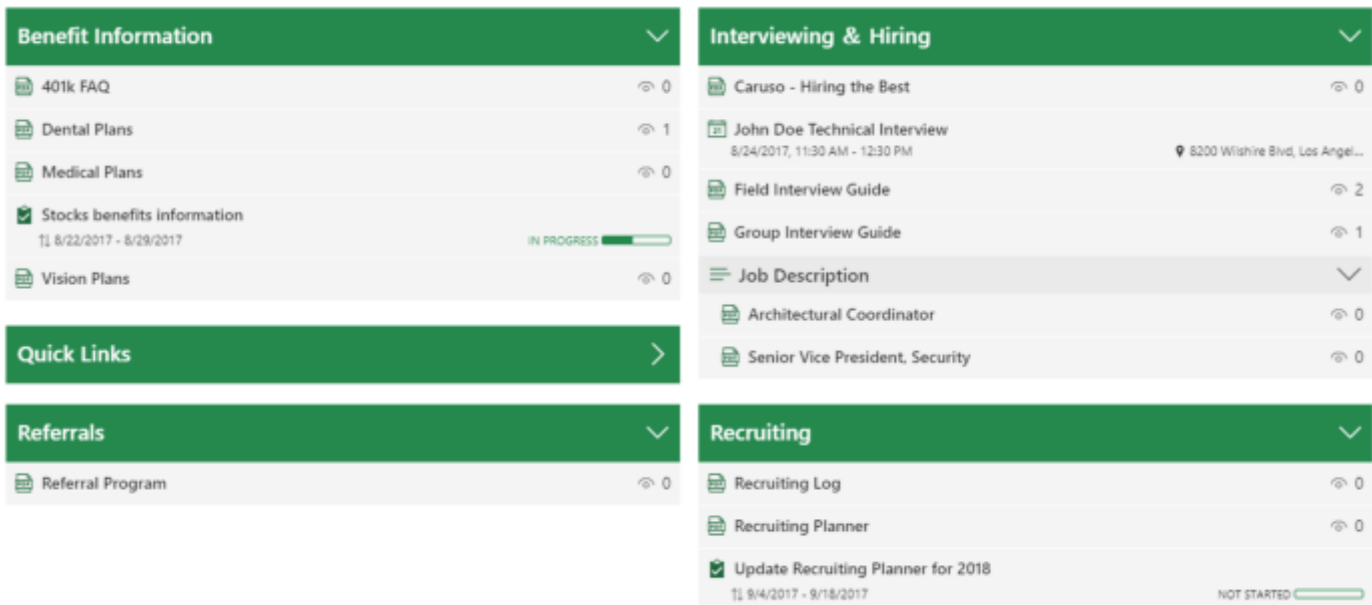
SPHub supports **all modern desktop browsers**:

1. Internet Explorer version 11 or higher (Windows)
2. Microsoft Edge (Windows)
3. Google Chrome (Windows & Mac)
4. Mozilla Firefox (Windows & Mac)
5. Safari (Mac)

User Interface

SPHub provides user interface that allows to conveniently analyze and visualize SharePoint data. The data is split into groups based on the web part's configuration.

Items' display templates are developed to contain the most important information based on the type of the content.

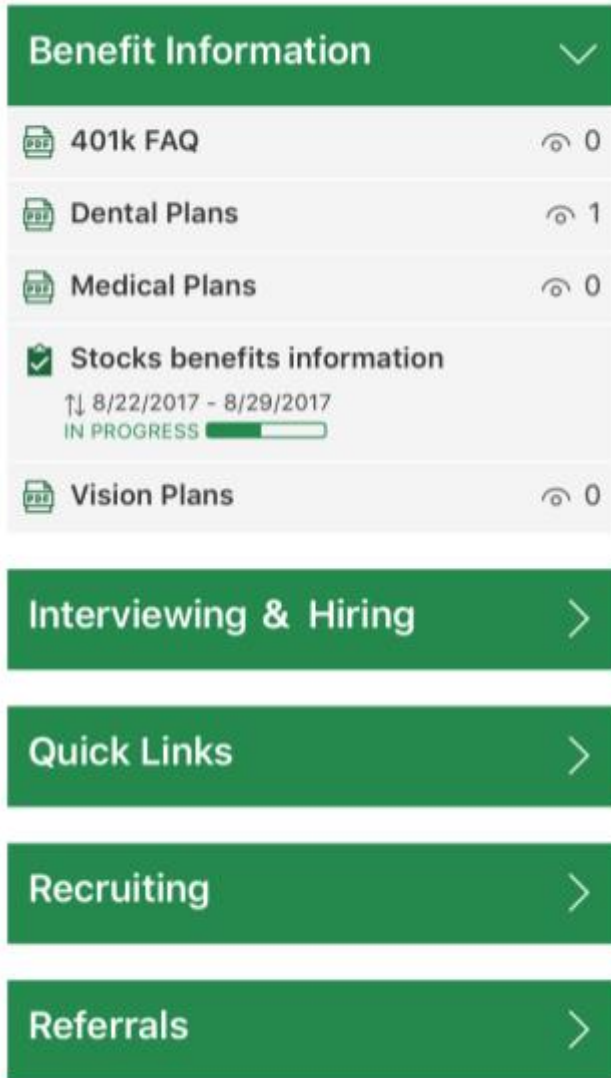


The screenshot displays the SPHub web part interface, which is organized into four main panels, each with a green header and a dropdown arrow:

- Benefit Information:** Contains five items: 401k FAQ (0 views), Dental Plans (1 view), Medical Plans (0 views), Stocks benefits information (8/22/2017 - 8/29/2017, IN PROGRESS), and Vision Plans (0 views).
- Interviewing & Hiring:** Contains six items: Caruso - Hiring the Best (0 views), John Doe Technical Interview (8/24/2017, 11:30 AM - 12:30 PM, 8200 Wilshire Blvd, Los Angel...), Field Interview Guide (2 views), Group Interview Guide (1 view), Job Description (dropdown), Architectural Coordinator (0 views), and Senior Vice President, Security (0 views).
- Quick Links:** A panel with a right-pointing arrow.
- Referrals:** Contains one item: Referral Program (0 views).
- Recruiting:** Contains three items: Recruiting Log (0 views), Recruiting Planner (0 views), and Update Recruiting Planner for 2018 (9/4/2017 - 9/18/2017, NOT STARTED).

SPHub design is based on Office 365 Brand Book and Design Guides and ideally fits SharePoint Online User Interface.

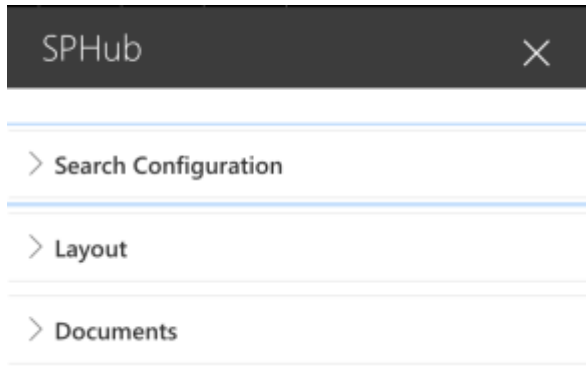
SPHub web part is responsive and can be accessed from mobile devices like smartphones and tablets:



Web part UI on iPhone 7

Web Part Settings

SPHub Web Part provides various configuration settings to filter result set, structures data in needed way and slightly changes layout of the contents.



Search Configuration

This section is used to configure search specific settings, like search result source and filters.

Search By

Use this property to specify a term to search items by. Select 'Field and Term' option to get results from lists and libraries that have specific Taxonomy Field and tagged with selected term or its descendants. Or select 'Term' option to get results based on tagging only. **This setting is required to display results.**

Search Cross Site Collection

The property allows to collect information from all site collections across the tenant. By default (when the setting is disabled), the data is collected from current site collection only.

Select Content Type

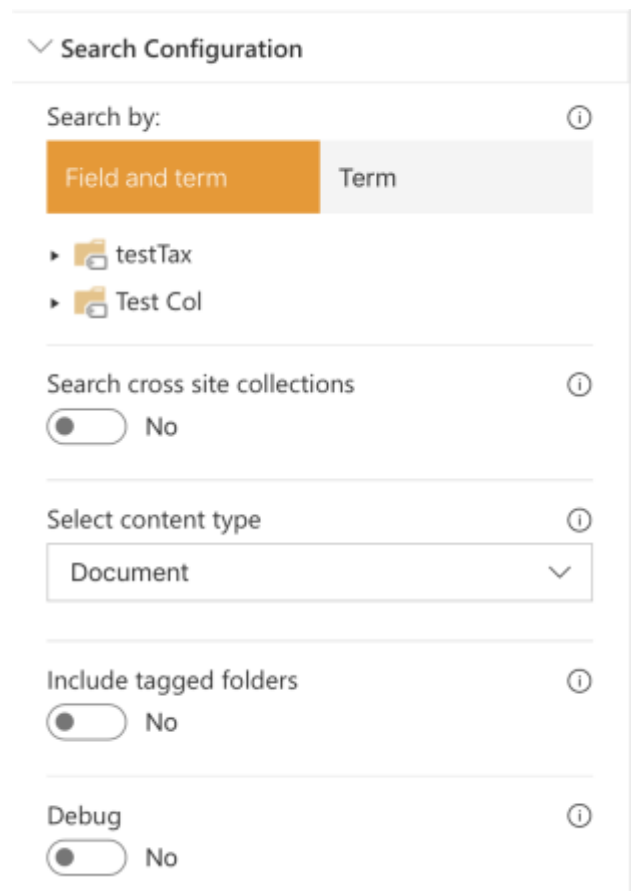
Use this property to select content type to filter result set. Any inherited content types are also included. Select 'Custom' content type to specify either content type name or content type ID (starting with 0x).

Include Tagged Folders

Use this property to include tagged folders in the result set. By default (when the setting is disabled), folders are not included in the displayed data.

Debug

This property may be used to collect debug information that could be helpful for developers to pinpoint product's issues. Use it if you experience any issues with SPHub. **Please, contact Sharepointalist to resolve any issues related to the product.**



Layout

Settings in this section are used to configure how the data is displayed.

Custom CSS Absolute URL

Use this property to provide absolute Url to CSS file to overwrite default styles. **This is an advanced setting. We strongly recommend contacting Sharepointalist to help with custom branding.**

Show Empty Categories

Use this property to enable display of empty groups. If the grouping is based on term store hierarchy some groups may not contain any items (no items are tagged with specific term). This setting determines if such groups should be visible in the web part.

Group By

Use this property to determine how the data should be grouped. SPHub allows to select multiple levels of grouping (hierarchy) to structure the data in the most convenient way.

Grouping options are:

- Metadata hierarchy – grouping is based on Term Store hierarchy. This setting determines multilevel grouping. It means that selecting this type of grouping may lead to multiple levels of displayed groups.
- Term – group by terms used to tag items in a result set.
- Site collection – group items by location in tenant’s site collections
- Site – group items by location in specific sites (subsites)
- Content type – group items by content types. There are 5 predefined groups based on parent content type: Documents, Folders, Links, Events and Tasks. Content types that are inherited from Item and not from one of predefined content types are allocated in separate groups based on Content type name
- Author – group items by item’s author

Metadata hierarchy level can be additionally configured to either use term set from search configuration (see Search By property) or select specific term set/term from Term Store tree:



Layout

Custom CSS absolute URL ⓘ

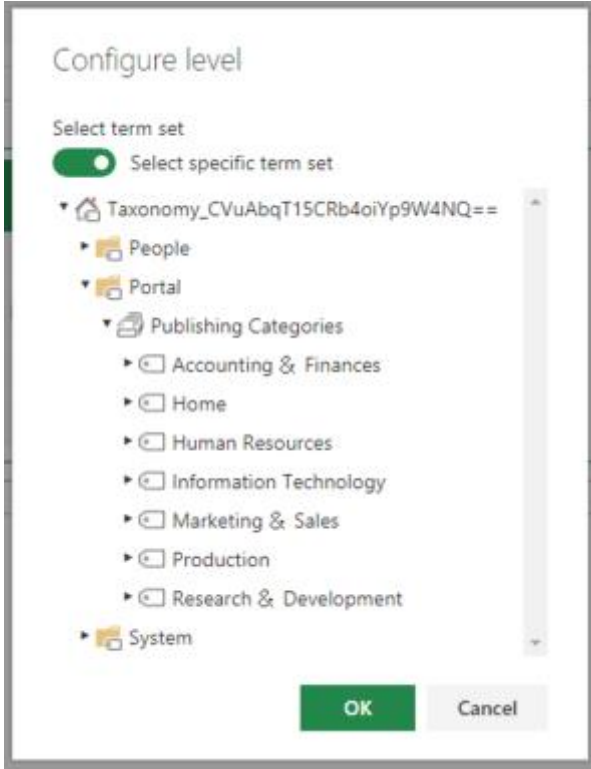
Show empty categories ⓘ
 No

Group by ⓘ
Level 1 ×
Metadata hierarchy ▾
⚙️ Configure

+ Add level

Expandable level ⓘ
2 ▾

Select item display template ⓘ
Auto ▾



Expandable Level

Use this property to specify how many levels in the hierarch can be expanded/collapsed.

Select Item Display Template

Use this property to specify how items of the result set should look:

- Default – displays item type icon and link to the item (display form, document or external link)
- Event – displays items with information about event dates and location
- Task – displays items with information about start date, due date, task progress, status and priority
- Auto – selects a template individually for each item based in its type

Documents

This section contains settings that are related to documents items only.

Ignore Document's Title

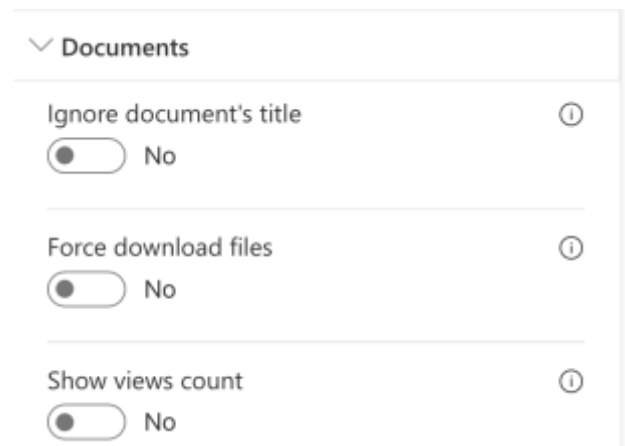
Use this property to display document's file names instead of the Title.

Force Download Files

Use this property to enforce direct document download when clicking on document's name.

Show Views Count

Use this property to show views statistics for documents and folders.



Product Editions

SPHub is available in 2 editions – Free and Standard.

Free edition is a fully functional version with only one limitation - it shows up to 30 items only.

Standard edition doesn't have any limitations. The quote for Standard version can be requested from [here](#).